





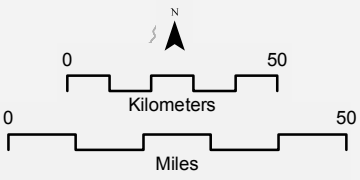
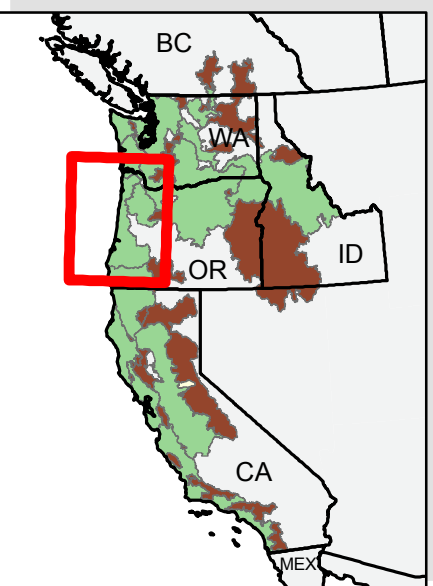
Oregon Coast Steelhead Distinct Population Segment

Current as of January 2013



Oregon Coast Steelhead

-  DPS Boundary
-  County Boundary



Map is for general reference only
UNITED STATES DEPARTMENT OF COMMERCE
 National Oceanic and Atmospheric Administration
 NATIONAL MARINE FISHERIES SERVICE
 PROTECTED RESOURCES DIVISION
 1201 NE Lloyd Boulevard, Suite 1100
 PORTLAND, OREGON 97232